



a PewResearchCenter project

1615 L Street, N.W., Suite 700
Washington, D.C. 20036
Tel (202) 419-4350
Fax (202) 419-4399
www.pewglobal.org

Little Enthusiasm for Many Muslim Leaders
MIXED VIEWS OF HAMAS AND HEZBOLLAH IN LARGELY MUSLIM NATIONS

FOR FURTHER INFORMATION, CONTACT:

Andrew Kohut, President
Richard Wike, Associate Director
Juliana Menasce Horowitz, Senior Researcher
Erin Carriere-Kretschmer, Senior Researcher
Kathleen Holzwart Sprehe, Research Associate
Jacob Poushter, Research Assistant
(202) 419-4350
www.pewglobal.org



FEBRUARY 4, 2010

TABLE OF CONTENTS

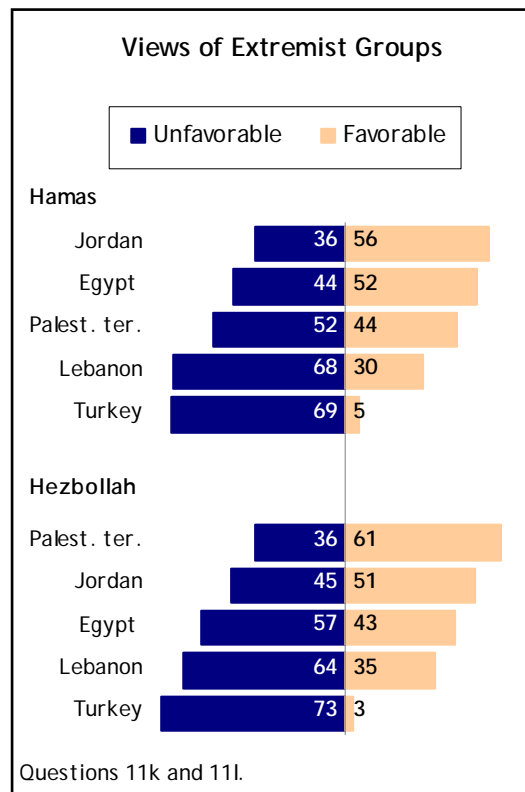
	<u>Page</u>
Overview: Mixed Views of Hamas and Hezbollah in Largely Muslim Nations.....	1
About the Project	6
Roadmap to the Report	7
Chapter 1: Muslim Views on Extremist Groups and Conflict.....	8
Chapter 2: Rating Muslim Leaders.....	16
Chapter 3: Views of Religious Groups.....	23
Survey Methods	25
Survey Topline.....	27

Little Enthusiasm for Many Muslim Leaders MIXED VIEWS OF HAMAS AND HEZBOLLAH IN LARGELY MUSLIM NATIONS

Across predominantly Muslim nations, there is little enthusiasm for the extremist Islamic organizations Hamas and Hezbollah, although there are pockets of support for both groups, especially in the Middle East.

Four years after its victory in Palestinian parliamentary elections, Hamas receives relatively positive ratings in Jordan (56% favorable) and Egypt (52%). However, Palestinians are more likely to give the group a negative (52%) than a positive (44%) rating. And reservations about Hamas are particularly common in the portion of the Palestinian territories it controls – just 37% in Gaza express a favorable opinion, compared with 47% in the West Bank.

A survey conducted May 18 to June 16, 2009 by the Pew Research Center’s Global Attitudes Project also finds limited support for the Lebanese Shia organization Hezbollah.¹ While most Palestinians (61%) and about half of Jordanians (51%) have a favorable view of Hezbollah, elsewhere opinions are less positive, including Egypt (43%) and Lebanon (35%). As with many issues in Lebanon, views of Hezbollah are sharply divided along religious lines: nearly all of the country’s Shia Muslims (97%) express a positive opinion of the organization, while only 18% of Christians and 2% of Sunni Muslims feel this way.



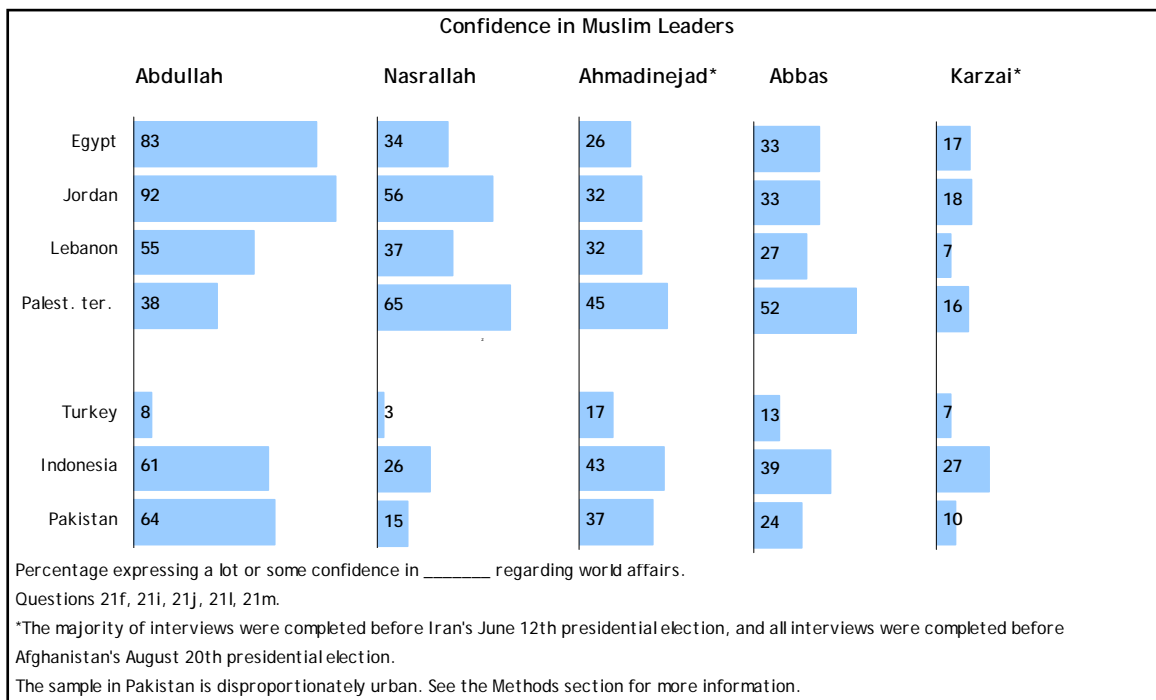
¹ The survey included 25 nations from regions around the world (for key findings, see “Confidence in Obama Lifts U.S. Image Around the World,” released July 23, 2009). This report features previously unreleased questions from the survey, with a special emphasis on public opinion in six predominantly Muslim nations (Egypt, Indonesia, Jordan, Lebanon, Pakistan and Turkey) and the Palestinian territories, as well as the Muslim population of Nigeria and Israel’s Arab population.

Meanwhile, Turks overwhelmingly reject both groups – just 5% give Hamas a positive rating and only 3% say this about Hezbollah. There is also little support among Israel’s Arab population for either Hamas (21% favorable) or Hezbollah (27%). Outside of the Middle East, many in Pakistan, Indonesia, and Nigeria are unable to offer an opinion about these groups.

Lukewarm support for extremist groups among Muslim publics is consistent with other Pew Global Attitudes findings in recent years, which have shown declining public support for extremism and suicide bombing among most Muslim populations. The same surveys have also found decreasing confidence in Osama bin Laden. In addition, a 2009 Pew Global Attitudes survey in Pakistan – a country currently plagued by extremist violence – found growing opposition to both al Qaeda and the Taliban.²

Little Enthusiasm for Most Muslim Leaders

There is limited enthusiasm for most of the Muslim political figures tested on the survey, with the exception of Saudi King Abdullah, who is easily the most popular. In Jordan (92%) and Egypt (83%) for example, large majorities say they have confidence that King Abdullah will do the right thing in world affairs. The king receives quite positive ratings outside the Middle East as well, especially in the largely Muslim Asian nations Pakistan (64%) and Indonesia (61%).



² For more on these findings see “Confidence in Obama Lifts U.S. Image Around the World” as well as “Pakistani Public Opinion: Growing Concerns About Extremism, Continuing Discontent With U.S.,” released August 13, 2009.

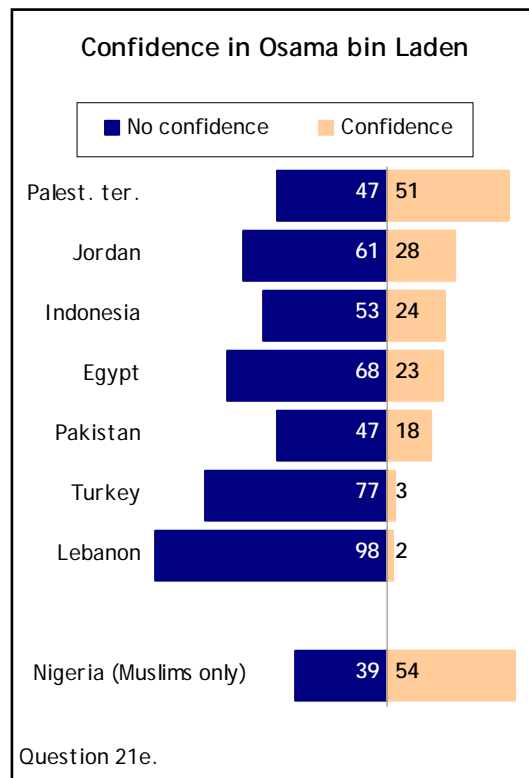
However, the Saudi monarch does not receive high marks everywhere – only 8% of Turks voice confidence in him. And overall his ratings are less positive than they were in 2007.

Hezbollah leader Hassan Nasrallah receives less positive reviews. Only 37% of Lebanese overall express confidence in Nasrallah; however, the country’s Shia community shows almost unanimous confidence in him (97%). He also receives relative high marks in the Palestinian territories, and especially in the West Bank, where 71% say they think he will do the right thing in international affairs.

Confidence in Palestinian Authority President Mahmoud Abbas has declined since 2007, especially in the neighboring countries of Egypt (67% confidence in 2007; 33% in 2009) and Jordan (53% in 2007; 33% in 2009). His ratings have dropped slightly among Palestinians overall (from 56% in 2007 to 52% in 2009); however, they have declined markedly among Gazans, falling from 69% to 51%.

Even before their disputed elections last year, both Afghanistan President Hamid Karzai and Iranian President Mahmoud Ahmadinejad were generally unpopular among most of the Muslim publics surveyed. Ahmadinejad’s highest ratings are in the Palestinian territories (45% confidence) and Indonesia (43%), although even among these publics fewer than half express a positive view of his leadership. There is no country in which even 40% express confidence in Karzai, and in Pakistan (10%), Turkey (7%) and Lebanon (7%) one-in-ten or fewer hold this view.

As mentioned previously, ratings for al Qaeda leader Osama bin Laden have generally declined in recent years, and he receives little support among most Muslim publics. However, about half (51%) of Palestinians express confidence in him and in Nigeria, 54%-majority of the country’s Muslim population say they are confident in bin Laden’s leadership. In Pakistan, where many believe bin Laden is now hiding, only 18% express confidence in him, although 35% do not offer an opinion. Very few Turks (3%) or Lebanese (2%) express support for the terrorist leader.



Across most of the 25 nations included in the spring 2009 Pew Global Attitudes survey, U.S. President Barack Obama received positive reviews, although this was less true in

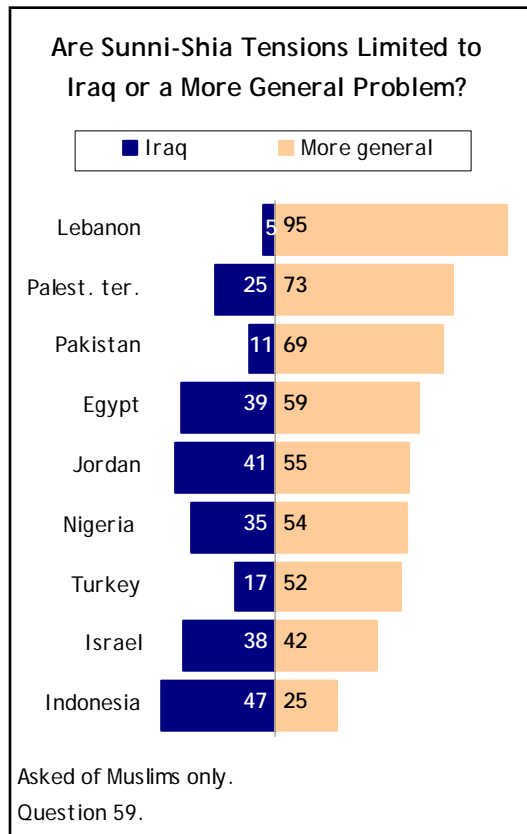
predominantly Muslim countries. Even so, his ratings were consistently higher than those of his predecessor, George W. Bush, and in some cases higher than for the Muslim leaders included on the survey. For example, only 33% in Turkey have confidence in Obama, but this is still more support than Abbas, Nasrallah, Abdullah, Ahmadinejad, or Karzai receive. And the American president is quite popular among some largely Muslim publics, especially in Indonesia, where he spent several years as a child: 71% of Indonesians voice confidence in him. Obama is also popular among Nigerian Muslims (81%), Israeli Arabs (69%), and Lebanese Sunnis (65%).

Sunni-Shia Conflict

There is a widespread perception among Muslims that conflict between Sunnis and Shia is not limited to Iraq’s borders. In nine nations, Muslim respondents were asked whether the tensions between Sunnis and Shia are limited to Iraq or are a growing problem in the Muslim world more generally, and in seven of those nations, a majority of Muslims say it is a broader problem.

This is a rare point of agreement among Muslims in Lebanon, a country that has experienced considerable sectarian conflict for decades. Overall, 95% of Lebanese Muslims Sunni-Shia tensions are a broad problem in the Muslim world, including 99% of Sunnis and 91% of Shia.

Most Pakistani, Egyptian, Jordanian and Nigerian Muslims also see a general problem that is not limited to Iraq. Israel’s Muslim minority community is roughly divided on this question – 42% say it is a more general problem, while 38% feel it is limited to Iraq. Indonesia is the outlier on this question – 25% of Indonesian Muslims say Sunni-Shia tensions are a general problem, while almost half (47%) think it is essentially a problem for Iraq (28% offer no opinion).



Lebanon’s Growing Divide

On several measures, the already large divides between Sunni and Shia in Lebanon are growing even wider. For instance, in 2007 94% of Sunnis and 57% of Shia expressed confidence in Saudi King Abdullah; in 2009, 94% of Sunnis and only 8% of Shia hold this view. A similar example is evident in attitudes toward Hamas. Although it is a predominantly Sunni organization, Hamas has grown from generally popular among Lebanese Shia in 2008 (64%

favorable) to almost universally popular in 2009 (91%), while Sunni support for the group has gone from low (9%) to almost nonexistent (1%).

Notably, views of the U.S. have grown more polarized, as the result of a shift of opinion among Lebanese Sunni. Positive attitudes among Sunnis have grown from 62% in 2008 to 90% in 2009. However, only 2% of Shia Muslims currently express a positive opinion of the U.S., barely an improvement from last year's 0%.

Also of Note:

- Many Muslims are convinced that there is a struggle in their country between groups who want to modernize the nation and Islamic fundamentalists. More are convinced of the existence of such a struggle in Lebanon (55%), Turkey (54%) and the Palestinian territories (53%) than elsewhere.
- Publics in predominantly Muslim nations overwhelmingly support educating girls and boys equally. More than eight-in-ten in Lebanon (96%), Indonesia (93%), Turkey (89%), Pakistan (87%) and the Palestinian territories (85%) say that it is equally important to educate girls and boys.
- In Arab nations, attitudes toward Jews remain extremely negative. More than 90% of Egyptians, Jordanians, Lebanese and Palestinians express unfavorable views toward Jews. Only 35% of Israeli Arabs, however, express a negative opinion.

Growing Divide Between Lebanese Sunni and Shia		
Confidence in Nasrallah	2007 %	2009 %
Shia	82	97
Sunni	9	2
Sunni-Shia Gap	-73	-95
Confidence in Abdullah	2008 %	2009 %
Shia	57	8
Sunni	94	94
Sunni-Shia Gap	+37	+86
Favorable views of Hamas	2008 %	2009 %
Shia	64	91
Sunni	9	1
Sunni-Shia Gap	-55	-90
Favorable views of the U.S.	2008 %	2009 %
Shia	0	2
Sunni	62	90
Sunni-Shia Gap	+62	+88

Questions 11a, 11k, 21j, 21m.

About the Pew Global Attitudes Project

The *Pew Research Center's Global Attitudes Project* conducts public opinion surveys around the world on a broad array of subjects ranging from people's assessments of their own lives to their views about the current state of the world and important issues of the day. The project is directed by Andrew Kohut, president of the Pew Research Center, a nonpartisan "fact tank" in Washington, DC, that provides information on the issues, attitudes, and trends shaping America and the world. The *Pew Global Attitudes Project* is principally funded by The Pew Charitable Trusts.

Since its inception in 2001, the *Pew Global Attitudes Project* has released 28 major reports, as well as numerous commentaries and other releases, on topics including attitudes toward the U.S. and American foreign policy, globalization, terrorism, and democratization.

Findings from the project are also analyzed in *America Against the World: How We Are Different and Why We Are Disliked* by Andrew Kohut and Bruce Stokes, international economics columnist at the *National Journal*. A paperback edition of the book was released in May 2007.

The *Pew Global Attitudes Project* is co-chaired by former U.S. Secretary of State Madeleine K. Albright, currently principal, the Albright Stonebridge Group, and by former Senator John C. Danforth, currently partner, Bryan Cave LLP.

Pew Global Attitudes Project staff includes Richard Wike, Juliana Menasce Horowitz, Erin Carriere-Kretschmer, Kathleen Holzwart Sprehe, Jacob Poushter and other Pew Research Center staff, including Elizabeth Mueller Gross, Jodie T. Allen, Carroll Doherty, Michael Dimock and Michael Remez. Additional members of the team include consultants Bruce Stokes; Mary McIntosh, president of Princeton Survey Research Associates International; and Wendy Sherman, principal at the Albright Stonebridge Group. The *Pew Global Attitudes Project* team regularly consults with survey and policy experts, regional and academic experts, journalists, and policymakers whose expertise provides tremendous guidance in shaping the surveys.

Pew Global Attitudes Project Public Opinion Surveys

<u>Survey</u>	<u>Sample</u>	<u>Interviews</u>
Summer 2002	44 Nations	38,263
November 2002	6 Nations	6,056
March 2003	9 Nations	5,520
May 2003	21 Publics*	15,948
March 2004	9 Nations	7,765
May 2005	17 Nations	17,766
Spring 2006	15 Nations	16,710
Spring 2007	47 Publics*	45,239
Spring 2008	24 Nations	24,717
Spring 2009	25 Publics*	26,397

* Includes the Palestinian territories.

All of the project's reports and commentaries are available at www.pewglobal.org. The data are also made available on our website within two years of publication.

For further information, please contact:

Richard Wike

Associate Director, Pew Global Attitudes Project

202.419.4400 / rwike@pewresearch.org

Roadmap to the Report

The first chapter explores attitudes toward Hamas and Hezbollah; views of tensions between Sunnis and Shia, as well as between modernizers and fundamentalists; and attitudes toward educating boys and girls. The next chapter looks at how predominantly Muslim publics rate various political leaders. And Chapter 3 examines attitudes toward Christians and Jews. A summary of the survey's methodology, followed by complete topline results, can be found at the end of the report.

1. MUSLIM VIEWS ON EXTREMIST GROUPS AND CONFLICT

Views of the Islamic extremist groups Hamas and Hezbollah are, with few exceptions, largely negative. In fact, a majority in only one country – Jordan – holds a favorable opinion of both the militant Palestinian Islamic organization Hamas and Shia Islamic group Hezbollah based in Lebanon. Certainly, many Palestinians and Egyptians also embrace Hamas and Hezbollah, but sentiment is far more mixed and negative than positive toward these groups.

In addition, among the largely Muslim publics surveyed, concern about Sunni-Shia tensions and the struggle between modernizers and fundamentalists is widespread. Most who see a struggle between a more modern and fundamentalist approach side with the modernizers. Also, support for equal education for boys and girls is common.

The Israeli-Palestinian divide is strong and consistent, but so too is the intra-Palestinian divide: those living in the Gaza Strip are less inclined to embrace Hamas and Hezbollah, and are more inclined to believe there is a struggle between modernizers and fundamentalists taking place in their country.

Mixed Views of Hamas

A majority in only two countries – Jordan (56%) and Egypt (52%) – holds a favorable opinion of the militant Palestinian organization Hamas, which is classified as a terrorist organization by the U.S. government as well as by Canada, the European Union, Japan, Israel and Australia. Views of Hamas are negative or mixed elsewhere in the Muslim world.

In the Palestinian territories, opinions of Hamas are on balance negative. About half (52%) of Palestinians express a critical view of Hamas. However, those living in the Hamas-controlled Gaza Strip are more likely to reject Hamas than their compatriots in the West Bank. Nearly six-in-ten (59%) Gazans hold an unfavorable view of Hamas, compared with 50% on the West Bank.

In Lebanon, more than two-thirds (68%) have a negative view, though opinions of the country’s two main Muslim communities are polarized. Although Hamas is a predominantly Sunni organization, it is embraced by an overwhelming majority

	Fav. %	Unfav. %	DK %
Egypt	52	44	4
Jordan	56	36	8
Lebanon	30	68	2
<i>Shia</i>	91	8	0
<i>Sunni</i>	1	97	2
<i>Christian</i>	9	88	2
Palest. ter.	44	52	3
<i>West Bank</i>	47	50	3
<i>Gaza Strip</i>	37	59	3
Turkey	5	69	26
Israel	4	94	3
<i>Jew</i>	*	99	1
<i>Arab</i>	21	58	21
Indonesia	31	28	40
Pakistan	14	24	62
Nigeria	34	38	28
<i>Muslim</i>	58	23	20
<i>Christian</i>	10	53	36
Question 11k.			

(91%) of Lebanese Shia and rejected by an equally large percentage (97%) of Lebanese Sunnis. It is equally unpopular among Lebanese Christians (88% unfavorable).

Opinions of Hamas among Turks and Israelis are decidedly negative. Roughly two-thirds (69%) of Turks hold an unfavorable opinion of Hamas, while 26% do not offer an opinion and only 5% have a positive view. Israeli opinion is more unequivocal in its rejection of Hamas. Overall 94% of Israelis hold an unfavorable view including more than half (58%) of Israeli Arabs.³

Hamas is less well-known outside of the Middle East. Roughly six-in-ten in Pakistan (62%), four-in-ten in Indonesia (40%), and 28% of Nigerians do not offer an opinion about this Palestinian group. Of those who offer an opinion in Indonesia, views are evenly divided; 31% express a favorable opinion of Hamas, while 28% voice a negative view. Pakistanis who voice an opinion more often tend to express a negative (24%) than a positive (14%) view of Hamas. Nigerian views are divided along religious lines: A majority of Nigerian Muslims (58%) hold a positive opinion of Hamas, while 53% of Nigerian Christians hold an unfavorable view.

Views of Hamas have remained unchanged since 2008 in four (Jordan, Nigeria, Pakistan and Turkey) of the seven countries for which there is a trend. Elsewhere, positive views of Hamas have increased. More Egyptians hold a positive view of Hamas in 2009 (52%) than the previous year (42%). Similarly, in Indonesia, 31% currently express a favorable rating of Hamas, while 23% did so the previous year.

	2008	2009	'08-'09
	%	%	Change
Egypt	42	52	+10
Indonesia	23	31	+8
Lebanon	25	30	+5
<i>Shia</i>	64	91	+27
<i>Sunni</i>	9	1	-8
<i>Christian</i>	10	9	-1

Question 11k.

In Lebanon, positive views have increased slightly overall; 25% of Lebanese held a favorable view of Hamas in 2008, while 30% currently do. However, the divide between Sunni and Shia has widened: Lebanese Sunnis are somewhat *less* likely now to hold favorable views of Hamas while Lebanese Shia are far *more* likely to express positive opinions than they were the previous year.

By contrast, since 2007 positive views of Hamas have decreased substantially in the Palestinian territories, particularly among those in the West Bank. Fewer Palestinians overall have a favorable view of Hamas in 2009 (44%) than did in 2007 (62%). Similarly, support for Hamas was quite pervasive in the West Bank in spring 2007 (70% favorable) but is now less

³ The Israeli sample included an oversample of Arabs that brought the total number of Arab respondents to 527. The vast majority of the Arab sample is Muslim (79%). Views of Arabs and Muslims rarely differed, and when they did it was typically by extremely small margins.

common (47% favorable). Support remains still lower in the Gaza Strip, where Hamas now holds control, having declined from 45% in 2007 to 37% in 2009.

In Jordan, women (40%), those with at least some post-secondary education (45%) and those who are financially better off (43%) are more likely to hold unfavorable views of Hamas than men (32%), those with a high-school education or less (34%) and the poor (27%).⁴

	<u>2007</u>	<u>2009</u>	<u>'07-'09</u>
	<u>%</u>	<u>%</u>	<u>Change</u>
Palest. ter.	62	44	-18
West Bank	70	47	-23
Gaza Strip	45	37	-8

Question 11k.

Mixed Views of Hezbollah

Just as with views of Hamas, Muslim-majority publics hold views of Hezbollah that are, on balance, more negative or mixed than positive.

Overall, most Lebanese take a dim view of Hezbollah, the Islamic Shia political and military organization based in Lebanon that is classified as a terrorist organization by the U.S. A solid majority (64%) of Lebanese say they have an unfavorable view of this organization. As in the past, Lebanese opinions are deeply divided along religious lines. Almost unanimously (97%), the country's Shia community holds a favorable view of Hezbollah. By contrast, just as many among Lebanon's Sunni community hold the opposite opinion (98% unfavorable). Similarly, Lebanese Christians largely hold negative views of Hezbollah (80% unfavorable).

	<u>Fav</u>	<u>Unfav</u>	<u>DK</u>
	<u>%</u>	<u>%</u>	<u>%</u>
Egypt	43	57	*
Jordan	51	45	5
Lebanon	35	64	1
Shia	97	3	0
Sunni	2	98	*
Christian	18	80	1
Palest. ter.	61	36	3
West Bank	69	29	2
Gaza Strip	44	52	4
Turkey	3	73	24
Israel	4	92	4
Jew	*	99	1
Arab	27	50	23
Indonesia	27	30	43
Pakistan	17	23	60
Nigeria	35	36	29
Muslim	59	20	20
Christian	12	50	38

Question 11l.

In Nigeria, views of Hezbollah are equally as divided along religious lines. Overall, Nigerians are split among holding positive views (35%), negative views (36%) and no opinion (29%) about Hezbollah. However, Nigerian Muslims and Christians hold opposing views. A majority (59%) of Nigerian Muslims hold favorable views of Hezbollah. By contrast, half of Nigerian Christians express negative views of this Islamic organization. Many among both groups do not offer an opinion (Muslims 20%, Christians 38%).

⁴ In Jordan, the annual income categories used are as follows: low – 250 or less Jordanian Dinar (JD); medium – 251 to 500 JD; and high – 501 or more JD.

Israeli and Turkish public opinion is unified in its dislike of Hezbollah. Overall, more than nine-in-ten (92%) in Israel have an unfavorable view of the organization, including half of Israeli Arabs. Similarly, nearly three-quarters (73%) of Turks hold a negative view of Hezbollah.

In three of the Muslim-majority publics surveyed, positive views of Hezbollah are more common. Just over six-in-ten (61%) in the Palestinian territories embrace Hezbollah; as in the case of Hamas, far more in the West Bank (69%) than in the Gaza Strip (44%) hold such views. Consistent with past findings, a slim majority (51%) of Jordanians express a positive opinion of Hezbollah. More than four-in-ten (43%) in Egypt also offer a favorable view, although 57% express an unfavorable view.

Indonesians are equally likely to embrace (27% favorable) as reject (30% unfavorable) Hezbollah, though, as in the other predominantly Muslim countries surveyed in Asia and Africa, a substantial percentage (43%) of Indonesians do not offer an opinion. In Pakistan, six-in-ten (60%) say they do not know when asked about their opinion of Hezbollah.

Views of Hezbollah largely remained steady between 2008 and 2009. In four of the seven countries for which there are trend data from 2008, views of Hezbollah have remained unchanged, including in Lebanon. Elsewhere, change in views has been slight or moderate. In Egypt and Pakistan, favorability ratings have deteriorated somewhat. A majority (54%) of Egyptians embraced Hezbollah in 2008; 43% do so in spring 2009. In Pakistan, 24% held a positive view of this Lebanon-based Islamic group in 2008, while 17% do so in the 2009 survey.

The reverse is the case in Nigeria: Nigerians are slightly more positive overall toward Hezbollah in 2009 (35% vs. 29% in 2008). Views of Nigerian Christians remained steady, while Nigerian Muslims are now slightly more positive; half (50%) of Nigerian Muslims held a positive view of Hezbollah in 2008, whereas 59% currently do.

Since 2007, Palestinians have become less willing to support Hezbollah. Fewer Palestinians overall hold positive views of Hezbollah in 2009 (61%) than did in spring of 2007 (76%). However, Palestinians in the Gaza Strip have become far less enamored of Hezbollah than have their compatriots in the West Bank. Fully 78% of those in the West Bank and 71% in Gaza favored Hezbollah in 2007, whereas 69% of those in the West Bank and 44% in the Gaza Strip do so now.

Sunni-Shia Tensions

Most Muslims surveyed believe the sectarian tensions that have plagued Iraq in recent years are not limited to that country. Among Muslims in seven of the nine countries where the question was asked, the balance of opinion is that tensions between Sunni and Shia are a growing problem in the Muslim world more generally.

In Lebanon, a country which itself has experienced ongoing sectarian tensions, this opinion is almost universally shared by Muslims: 99% of Sunni Muslims and 91% of Shia say the divide between their communities is a more general problem. Most Palestinian Muslims agree; 73% view the Sunni-Shia sectarian divide as one that reaches beyond Iraq, although, slightly more Gazans (81%) hold this view than Palestinians in the West Bank (70%). Similarly, roughly seven-in-ten (69%) Pakistani Muslims view the Sunni-Shia conflict as extending outside of Iraq.

	Iraq	More general	DK
	%	%	%
Egypt	39	59	2
Jordan	41	55	4
Lebanon	5	95	*
<i>Shia</i>	9	91	*
<i>Sunni</i>	1	99	1
Palest. ter.	25	73	2
<i>West Bank</i>	28	70	2
<i>Gaza Strip</i>	18	81	1
Turkey	17	52	30
Israel	38	42	20
Indonesia	47	25	28
Pakistan	11	69	20
Nigeria	35	54	11

Asked of Muslims only.
Question 59.

Majorities of Muslims in Egypt (59%), Jordan (55%) and Turkey (52%) also see this as a problem that reaches beyond Iraq. Fewer hold this view in Indonesia (25%). Israeli Muslims are divided; roughly equal proportions say the Sunni-Shia divide is limited to Iraq (38%) and that it is a more general problem (42%).

In several countries over the last few years, the view that this sectarian conflict is a more general problem in the Muslim world has widened. In 2009, more Muslims in Nigeria (54%) and Turkey (52%) say it is a broader problem than said so in 2008 (Nigeria 38%, Turkey 44%). More Palestinians in the West Bank (70%) and Gaza (81%) also feel the Sunni-Shia divide is a more general problem than did so in 2007 (West Bank 54%, Gaza Strip 66%).

A Struggle Between Modernizers and Fundamentalists

Many Muslims see a struggle in their country between groups that want to modernize the nation and Islamic fundamentalists. In three of the eight countries where this question was asked, more than half say such a struggle is taking place. Overwhelmingly, Muslims who see a struggle tend to side with the modernizers.

The belief that a struggle exists between modernizers and fundamentalists is most widespread in Lebanon. A solid majority (55%) of Lebanese Muslims see a struggle in their country. This view is much more common among Lebanese Sunnis (67%) than Shia (42%). But among both Sunnis and Shia, those who see such a struggle lopsidedly side with modernizers.

	A Struggle Between Modernizers and Fundamentalists			
	See struggle	If see a struggle... Who do you identify with?		
	%	Modern- izers	Funda- mentalists	DK
	%	%	%	%
Egypt	22	9	13	*
Jordan	14	7	7	*
Lebanon	55	44	10	1
<i>Shia</i>	42	35	6	1
<i>Sunni</i>	67	53	14	*
Palest. ter.	53	30	14	8
<i>West Bank</i>	47	26	15	7
<i>Gaza Strip</i>	67	41	13	12
Turkey	54	35	9	10
Indonesia	41	21	16	4
Pakistan	40	29	7	4
Nigeria	37	24	12	1

Asked of Muslims only.
Questions 56 and 57.

The belief that a struggle is occurring is equally widespread in Turkey, where tensions between elements of the country’s secular establishment and the ruling moderate Islamist Justice and Development Party (AKP) continue. Just over half (54%) believe a clash between moderates and fundamentalists is taking place in Turkey. Most Turks who believe a struggle exists identify with modernizers.

Overall, a slim majority (53%) of Palestinians also feel a struggle exists between those who seek to modernize and a more fundamentalist element. However, more Palestinians in the Hamas-controlled, Gaza Strip (67%) hold this view than do those in the West Bank (47%).

Four-in-ten Pakistani Muslims see a struggle taking place in their country though an equal number do not offer an opinion (38%). Indonesians are divided; four-in-ten (41%) feel a struggle exists while just as many disagree (40%). Similarly, in Nigeria, roughly four-in-ten (37%) say a conflict exists while about half (51%) reject that idea.

Few in Egypt (22%) or Jordan (14%) see a struggle between a more modern and fundamentalist approach. In five of the seven countries for which there is a trend, Muslims are significantly less likely in the 2009 survey to say that a conflict between modernizers and fundamentalists exists than were a year earlier. In spring 2008, just under seven-in-ten Muslims in Turkey (68%) said that there is a struggle between those who want to modernize the nation and Islamic fundamentalists; just over half (54%) took that view in 2009. In 2008 in Egypt, one-

third held the opinion that a struggle between modernizers and fundamentalists existed in their country; a year later only 22% now express that view. Smaller but still significant decreases in the percentages saying a struggle exists also occurred in Jordan, Indonesia and Pakistan.

Widespread Support for Educating Boys and Girls

Egalitarian views about education are common in the predominantly Muslim countries surveyed. More than eight-in-ten in Lebanon (96%), Indonesia (93%), the Palestinian territories (85%), Turkey (89%) and Pakistan (87%) say that it is equally important to educate girls as it is to educate boys.

Overall opinion in Nigeria is roughly as egalitarian; (78%) agree that it is just as important to educate girls as it is to educate boys. Still, nearly one-in-five Nigerians (19%) consider educating boys more important. Also, more Nigerian Christians (87%) advocate equal education of the genders than do Nigerian Muslims (68%). In fact, roughly three-in-ten Muslims in Nigeria (29%) consider it more important to educate boys than girls.

About seven-in-ten Egyptians (71%) see education as equally important for boys and girls. While 16% of Egyptians consider it more important to educate boys than girls, a comparable percentage (12%) thinks educating girls is more important.

Likewise, a solid majority in Jordan (65%) say that education is equally important for boys and girls. Still, small minorities of Jordanians favor educating one gender over the other; 19% deem education more important for boys while 15% say educating girls is more important. Israeli opinion is overwhelmingly egalitarian; 93% believe it is as important to educate girls as to educate boys.

Egalitarian views are somewhat more widespread than in 2007 in Pakistan (+13 percentage points), the Palestinian territories (+11 points), and Israel (+9 points). Palestinians in the Gaza Strip are now much more likely to favor equal education for girls and boys than just two years ago (+28 points). Views about education among Palestinians in the West Bank have remained relatively steady; 86% currently believe that it is equally important to educate boys as girls where 82% held this view in 2007.

	It Is More Important to Educate...		
	Boys %	Girls %	Both equally %
Egypt	16	12	71
Jordan	19	15	65
Lebanon	1	2	96
<i>Shia</i>	2	2	96
<i>Sunni</i>	*	1	98
<i>Christian</i>	*	2	98
Palest. ter.	7	8	85
<i>West Bank</i>	6	8	86
<i>Gaza Strip</i>	9	8	83
Turkey	3	6	89
Israel	2	3	93
<i>Jew</i>	2	3	93
<i>Arab</i>	4	3	91
Indonesia	4	2	93
Pakistan	6	3	87
Nigeria	19	3	78
<i>Muslim</i>	29	2	68
<i>Christian</i>	8	4	87
Question 55.			

In Jordan, the opinion that it is more important for boys to be educated is considerably more common among men. Roughly one-quarter of Jordanian men (24%) share that view, compared with 15% of women. In the other countries surveyed in the Muslim world and Israel, gender does not appear to play a role in views of the importance of educating girls and boys.

2. RATING MUSLIM LEADERS

Largely Muslim publics express little confidence in a number of key Muslim leaders. Hezbollah leader Hassan Nasrallah receives mostly negative ratings – except in the Palestinian territories and Jordan – while Palestinian Authority President Mahmoud Abbas fares even worse among the publics surveyed. Saudi King Abdullah is well-regarded among solid majorities in many of the predominantly Muslim countries – but some are beginning to lose confidence in the Saudi leader. Few in these countries have a positive opinion of Israeli Prime Minister Benjamin Netanyahu – Israel is the only nation where he receives a positive review.

Views of Hezbollah Leader Sheik Hassan Nasrallah

Opinions in the Middle East of the leader of the Lebanese Shia military group Hezbollah are on balance mostly unfavorable. But in countries outside of the Middle East, many remain unfamiliar with him.

Negative views of Nasrallah are especially common in Israel, Turkey, and Egypt. More than nine-in-ten (93%) in Israel as well as about seven-in-ten (72%) in Turkey express little or no confidence in Nasrallah’s judgment in foreign affairs. In Egypt, views of Nasrallah have grown more negative since just two years ago. In 2007, opinions of Nasrallah were split among Egyptians (50% confidence, 48% no confidence), but currently more offer negative than positive assessments (34% confidence, 65% no confidence).

Only 37% of Lebanese say they have confidence in the militant leader, up five percentage points from 2007. However, this hides the increasing polarization on this issue between the country’s religious groups. Almost all of Lebanese Shia Muslims (97%) express confidence in Nasrallah, compared with 82% in 2007. In striking contrast, an equal percentage (97%) of Lebanese Sunni Muslims have little or no confidence in Nasrallah’s ability to do the right thing regarding world affairs – a slight jump from 89% in 2007. Among Christians, negative views of the Hezbollah leader remain widespread, but are not quite as pervasive as they were previously (76% in 2009 vs. 93% in 2007).

In only two nations – the Palestinian territories and Jordan – do majorities express confidence in Nasrallah’s foreign policy skills. Fully 56% in Jordan give a positive assessment of

	A lot/ some	Not much/ none	DK
	%	%	%
Egypt	34	65	*
Jordan	56	44	*
Lebanon	37	62	1
<i>Shia</i>	97	3	0
<i>Sunni</i>	2	97	1
<i>Christian</i>	24	76	1
Palest. ter.	65	34	1
<i>West Bank</i>	71	28	1
<i>Gaza Strip</i>	49	49	1
Turkey	3	72	26
Israel	4	93	4
<i>Jew</i>	*	99	1
<i>Arab</i>	24	55	21
Indonesia	26	25	48
Pakistan	15	22	63
Nigeria	35	36	28
<i>Muslim</i>	59	25	17
<i>Christian</i>	12	48	40
Question 21j.			

Nasrallah, largely unchanged from 2007. In the Palestinian territories, roughly two-thirds hold confidence in the Hezbollah leader (65%), but more expressed this sentiment in 2007 (79%). Moreover, respondents in the West Bank are much more likely to trust Nasrallah’s judgments in foreign affairs than are those in Hamas-controlled Gaza (71% vs. 49%). Elsewhere, substantial proportions in Pakistan (63%), Indonesia (48%) and Nigeria (28%) are unable to offer assessments of Nasrallah.

Views of Palestinian Authority President Mahmoud Abbas

Palestinian President Mahmoud Abbas draws negative reactions throughout much of the Middle East. The lone exception is in the Palestinian territories, where more offer positive than negative ratings, although even among his fellow Palestinians, Abbas has lost support.

In Israel, confidence in President Abbas is rare (4%), and nearly all (94%) have little or no confidence in him to do the right thing in world affairs. Almost all of Israeli Jews (97%) lack confidence in the Palestinian Authority leader, but negative assessments are also widespread among Israeli Arabs (74%). Views are also decidedly negative in Lebanon (70% no confidence), with Shia Muslims (77%) and Christians (75%) somewhat more likely to hold Abbas in disfavor than Sunni Muslims (58%).

Since 2007, support for President Abbas has fallen in both Egypt and Jordan. In Egypt, confidence in Abbas declined by about half in just two years, from 67% to 33%. Similarly, substantially fewer Jordanians have confidence in the Palestinian Authority leader today (33%) than did so in 2007 (53%).

	A lot/ some %	Not much/ none %	DK %
Egypt	33	68	*
Jordan	33	66	1
Lebanon	27	70	4
<i>Shia</i>	17	77	6
<i>Sunni</i>	39	58	4
<i>Christian</i>	22	75	3
Palest. ter.	52	47	1
<i>West Bank</i>	52	46	2
<i>Gaza Strip</i>	51	48	1
Turkey	13	61	27
Israel	4	94	2
<i>Jew</i>	2	97	1
<i>Arab</i>	18	74	9
Indonesia	39	21	39
Pakistan	24	18	59
Nigeria	40	39	22
<i>Muslim</i>	56	28	17
<i>Christian</i>	22	51	27
Question 211.			

In the Palestinian territories, slightly more express confidence in President Abbas to do the right thing in foreign affairs than say the opposite (52% confidence vs. 47% no confidence). Positive ratings of Abbas in the West Bank have remained largely unchanged (52% in 2009 vs. 51% in 2007), but support for him in Hamas-controlled Gaza has slipped since 2007.

In Indonesia, Pakistan and Turkey, ratings of Abbas have dropped, but unfamiliarity with the leader is common in all three countries. In Nigeria, Abbas remains a highly polarizing figure. Nigerian Muslims view the Palestinian president positively by a two-to-one margin (56% confidence, 28% no confidence), while Nigerian Christians view him unfavorably by roughly a similar margin (51% no confidence, 22% confidence).

Where Confidence in Abbas Decreased			
<i>% a lot/some confidence</i>			
	<u>2007</u>	<u>2009</u>	<u>Change</u>
	%	%	
Egypt	67	33	-34
Jordan	53	33	-20
Indonesia	53	39	-14
Pakistan	36	24	-12
Turkey	18	13	-5
Israel	9	4	-5
Palest. ter.	56	52	-4
<i>Gaza Strip</i>	69	51	-18
<i>West Bank</i>	51	52	+1

Question 21I.

Views of Israeli Prime Minister Benjamin Netanyahu

Negative views of Israeli Prime Minister Benjamin Netanyahu are nearly universal among predominantly Muslim publics in the Middle East. Netanyahu receives his only positive rating among his own people – a majority of Israelis say they have a lot or some confidence in him.

The Israeli prime minister inspires little confidence throughout the largely Muslim countries included in the survey. Almost all in Lebanon (98%), the Palestinian territories (97%), Jordan (95%) and Egypt (93%) doubt his ability to do the right thing when dealing with foreign policy issues. Roughly three-quarters in Turkey (76%) and more than half in Indonesia (53%) express little or no confidence in Israel’s leader – although he remains an unknown figure for many in both of these countries.

In Nigeria, Netanyahu is a divisive figure between the two main religious groups – as a majority of Nigerian Christians (51%) hold a positive view of the prime minister but 56% of Nigerian Muslims say the opposite.

Confidence in Israeli Prime Minister Netanyahu			
	<u>A</u>	<u>Not</u>	<u>DK</u>
	<u>lot/</u>	<u>much/</u>	
	<u>some</u>	<u>none</u>	<u>DK</u>
	%	%	%
Egypt	8	93	*
Jordan	4	95	*
Lebanon	1	98	1
<i>Shia</i>	2	98	0
<i>Sunni</i>	*	99	*
<i>Christian</i>	0	99	1
Palest. ter.	2	97	1
<i>West Bank</i>	2	97	1
<i>Gaza Strip</i>	*	97	2
Turkey	1	76	22
Israel	55	44	1
<i>Jew</i>	63	38	*
<i>Arab</i>	11	82	8
Indonesia	14	53	33
Pakistan	1	40	59
Nigeria	39	41	19
<i>Muslim</i>	27	56	17
<i>Christian</i>	51	26	22

Question 21k.

In Israel, a majority (55%) express confidence in Prime Minister Netanyahu’s ability to handle world affairs, while 44% lack confidence. Israeli Jews are much more likely than Israeli Arabs to have confidence in Netanyahu (63% vs. 11%), but Netanyahu does not escape from criticism among Israeli Jews – more than one-third (38%) have little or no confidence in him.

Views of Saudi King Abdullah

Majorities in six of the eight predominantly Muslim publics included in the study express confidence in Saudi King Abdullah to do the right thing in world affairs. However, while support for the Saudi leader remains high, confidence levels have slipped since 2007 – with the greatest decline found in Lebanon. Moreover, Abdullah provokes a sharp divergence of opinion between many of the religious groups in the countries surveyed.

Confidence in King Abdullah is highest in Jordan and Egypt – where positive views of the Saudi monarch are widespread. Roughly nine-in-ten (92%) Jordanians have faith in Abdullah’s ability to handle foreign affairs. In Egypt, 83% trust Abdullah to do the right thing in world affairs, down five percentage points since 2007.

Abdullah earns a favorable review among a majority of Lebanese (55%), but this marks a significant decline from 2007 when nearly eight-in-ten (79%) expressed confidence in him. This decrease is a result of shifting views among two of the three major religious groups in Lebanon – Shia Muslims and Christians. In 2007, 57% of Lebanese Shia expressed confidence in Abdullah, compared with only 8% in 2009. Similarly, the percentage of Christians who hold a positive view has decreased from 84% in 2007 to 57% in 2009. On the other hand, King Abdullah remains universally popular among Lebanese Sunni Muslims (94% in 2007 and 2009).

Abdullah receives praise in several countries outside of the Middle East – though significant percentages are unfamiliar with him. More than six-in-ten in Pakistan (64%) and Indonesia (61%) express confidence in his ability to handle world affairs. In Nigeria, more than half (55%) say they have confidence in the Saudi leader. However, on this issue there is a clear religious divide – Nigerian Muslims are more than twice as likely as Nigerian Christians to hold a positive view of Abdullah (78% vs. 33%).

	A lot/ some %	Not much/ none %	DK %
Egypt	83	17	*
Jordan	92	9	*
Lebanon	55	44	1
<i>Shia</i>	8	92	0
<i>Sunni</i>	94	6	0
<i>Christian</i>	57	42	2
Palest. ter.	38	61	2
<i>West Bank</i>	35	63	1
<i>Gaza Strip</i>	44	55	2
Turkey	8	65	28
Israel	11	85	4
<i>Jew</i>	7	90	3
<i>Arab</i>	32	58	10
Indonesia	61	15	23
Pakistan	64	7	29
Nigeria	55	25	20
<i>Muslim</i>	78	10	12
<i>Christian</i>	33	40	27
Question 21m.			

The Palestinian territories and Turkey are the only predominantly Muslim publics where negative feelings outweigh positive evaluations. Only 38% in the Palestinian territories trust Abdullah to do the right thing in global affairs, but many more (61%) remain doubtful of the Saudi leader. And since 2007, views of Abdullah have grown more negative – especially in the Gaza Strip where confidence ratings dropped from 66% in 2007 to 44% in 2009. In Turkey, only a handful (8%) say they have confidence in Abdullah – even fewer than in 2007 (17%). Similarly, few in Israel (11%) hold a favorable view of the Saudi King – but Israeli Arabs are much more likely than Israeli Jews to say this (32% vs. 7%).

	% a lot/some confidence		
	2007	2009	Change
	%	%	
Lebanon	79	55	-24
<i>Shia</i>	57	8	-49
<i>Christian</i>	84	57	-27
<i>Sunni</i>	94	94	0
Palest. ter.	52	38	-14
<i>Gaza Strip</i>	66	44	-22
<i>West Bank</i>	46	35	-11
Turkey	17	8	-9
Pakistan	70	64	-6
Egypt	88	83	-5

Question 21m.

Views of Afghan President Hamid Karzai

In the spring 2009 survey, conducted prior to the controversial August presidential election in Afghanistan, majorities in five of the eight predominantly Muslim countries surveyed express a lack of confidence in President Hamid Karzai.

Solid majorities in Egypt (80%), Jordan (75%), the Palestinian territories (73%), Lebanon (69%) and Turkey (64%) express little or no confidence in Karzai to make the right decisions when it comes to global affairs. Similarly, nine-in-ten in Israel express negative views of the Afghan president. In Pakistan, which borders Afghanistan, only 10% express a lot or some confidence in Karzai, and 38% have little or no confidence in the leader. But more than half in Pakistan (52%) are unable to offer an assessment.

	A		DK
	lot/ some	Not much/ none	
	%	%	%
Egypt	17	80	3
Jordan	18	75	9
Lebanon	7	69	24
Palest. ter.	16	73	11
Turkey	7	64	29
Israel	2	90	8
Indonesia	27	23	49
Pakistan	10	38	52
Nigeria	36	43	21

Question 21i.

Views of Iranian President Mahmoud Ahmadinejad

The survey, conducted primarily before Iran’s contentious June 12th presidential election, finds widespread negative views of President Ahmadinejad throughout much of the Middle East.⁵ More than two-thirds in Israel (94%), Egypt (74%), Jordan (68%) and Lebanon (68%) express little or no confidence in the Iranian leader’s ability to handle global affairs.

⁵ Interviews were completed before the June 12th presidential election in Iran in the predominantly Muslim countries surveyed with the exception of Nigeria (completed June 14th) and Turkey (completed June 15th). In Israel, fieldwork was completed on June 16th.

Outside of the Middle East, a solid majority of Turks (59%) lack confidence in the Iranian leader. However, Nigerians are somewhat split over Ahmadinejad’s foreign policy leadership (39% confidence vs. 45% no confidence). In Indonesia and Pakistan, positive views of Ahmadinejad outweigh negative evaluations, but large percentages in both countries are unable to provide an assessment.

Views of Osama bin Laden

Support for Osama bin Laden has declined in recent years among most Muslim publics.⁶ In Pakistan for example, in 2005, 51% said they had confidence in bin Laden; in 2009 only 18% agree.

The al Qaeda leader remains extremely unpopular among the Lebanese. Only a handful in Lebanon (2%) say they have a lot or some confidence in bin Laden to do the right thing in world affairs. Despite the many tensions among the country’s religious groups, Lebanese Christians (99%), Shia (98%) and Sunni Muslims (94%) uniformly voice little or no confidence in him. Turks and Israelis share the Lebanese dislike of bin Laden – only 3% in each country express support of him.

While majorities in Egypt (68%), Jordan (61%) and Indonesia (53%) express negative views of bin Laden, roughly one-quarter in these three countries hold a favorable view of the terrorist leader.

Ratings for bin Laden are the highest among Nigerian Muslims and in the Palestinian territories. In Nigeria, a majority of Muslims (54%) say they have a lot or some confidence in bin Laden’s ability to handle foreign affairs. Positive evaluations among Nigerian Muslims are common among men, women, the old and the young, but the less educated are more likely to hold this view than those with higher levels of education (58% vs. 45%).

	A lot/ some %	Not much/ none %	DK %
Egypt	26	74	1
Jordan	32	68	*
Lebanon	32	68	*
Palest. ter.	45	51	4
Turkey	17	59	24
Israel	3	94	3
Indonesia	43	25	32
Pakistan	37	17	46
Nigeria	39	45	17


Question 21f.

	A lot/ some %	Not much/ none %	DK %
Egypt	23	68	9
Jordan	28	61	12
Lebanon	2	98	1
<i>Shia</i>	2	98	*
<i>Sunni</i>	5	94	*
<i>Christian</i>	0	99	2
Palest. ter.	51	47	2
<i>West Bank</i>	51	48	2
<i>Gaza Strip</i>	53	44	3
Turkey	3	77	22
Israel	3	95	2
<i>Jew</i>	1	99	*
<i>Arab</i>	14	72	15
Indonesia	24	53	23
Pakistan	18	47	35
Nigeria	32	60	8
<i>Muslim</i>	54	39	7
<i>Christian</i>	10	80	9

Question 21e.

⁶ For a more detailed analysis of opinions of Osama bin Laden, see “Confidence in Obama Lifts U.S. Image Around the World,” released July 23, 2009.

In the Palestinian territories, a slim majority (51%) express confidence in bin Laden. Roughly equal percentages of Palestinians in the West Bank (51%) and the Gaza Strip (53%) say they have confidence in the al Qaeda leader – and positive attitudes are more common among young people and those with low levels of education. Young Palestinians under age 30 are more likely than those ages 30 and older to express a positive opinion of bin Laden. In the West Bank, the less educated are more likely than the well-educated to express a positive opinion of bin Laden (54% vs. 41%). However in Gaza, this education gap is less pronounced (54% no college vs. 49% some college or more).



3. VIEWS OF RELIGIOUS GROUPS

In the predominantly Muslim nations surveyed, views of Jews are largely unfavorable. Nearly all in Jordan (97%), the Palestinian territories (97%) and Egypt (95%) hold an unfavorable view. Similarly, 98% of Lebanese express an unfavorable opinion of Jews, including 98% among both Sunni and Shia Muslims, as well as 97% of Lebanese Christians. By contrast, only 35% of Israeli Arabs express a negative opinion of Jews, while 56% voice a favorable opinion.

Negative views of Jews are also widespread in the predominantly Muslim countries surveyed in Asia: More than seven-in-ten in Pakistan (78%) and Indonesia (74%) express unfavorable opinions. A majority in Turkey (73%) also hold a critical view.

Among Nigerians, overall views are split (44% favorable, 44% unfavorable), but opinions divide sharply along religious lines. Fully 60% of Nigerian Muslims have an unfavorable view of Jews, compared with only 28% of Christians.

In general, Christians receive more positive ratings than Jews, although sizeable numbers in predominantly Muslim nations nonetheless express negative attitudes toward Christians. Unfavorable ratings of Christians are particularly widespread in Turkey, where roughly two-in-three (68%) express a negative view.

Among the Middle Eastern nations surveyed, negativity toward Christians is especially common in Egypt, where opinions are divided: 49% hold an unfavorable opinion and 51% express a favorable view.

Just over four-in-ten in Jordan (44%), Israel (44%) and the Palestinian territories (43%) express critical views of

Opinions of Jews			
	<u>Fav</u>	<u>Unfav</u>	<u>DK</u>
	%	%	%
Egypt	2	95	3
Jordan	3	97	1
Lebanon	2	98	*
<i>Shia</i>	1	98	0
<i>Sunni</i>	1	98	0
<i>Christian</i>	3	97	1
Palest. ter.	3	97	1
<i>West Bank</i>	3	97	*
<i>Gaza Strip</i>	2	97	1
Turkey	6	73	22
Israel	88	11	2
<i>Jew</i>	94	6	1
<i>Arab</i>	56	35	8
Indonesia	10	74	16
Pakistan	5	78	17
Nigeria	44	44	12
<i>Muslim</i>	27	60	13
<i>Christian</i>	60	28	11

Question 11g.

Opinions of Christians			
	<u>Fav</u>	<u>Unfav</u>	<u>DK</u>
	%	%	%
Egypt	51	49	1
Jordan	55	44	2
Lebanon	88	12	*
<i>Shia</i>	82	17	1
<i>Sunni</i>	85	14	0
<i>Christian</i>	93	6	1
Palest. ter.	55	43	2
<i>West Bank</i>	60	40	1
<i>Gaza Strip</i>	45	52	3
Turkey	10	68	23
Israel	52	44	2
<i>Jew</i>	49	49	2
<i>Arab</i>	73	20	8
Indonesia	45	43	12
Pakistan	25	61	14
Nigeria	76	21	3
<i>Muslim</i>	58	39	3
<i>Christian</i>	94	2	3

Question 11h.

Christians. However, views differ among groups within Israel and the Palestinian territories. Israeli Jews are more than twice as likely as Israeli Arabs to give Christians an unfavorable rating (49% vs. 20%). Likewise, negativity is more widespread among Palestinians in the Gaza Strip (52%) than in the West Bank (40%).

By contrast, Lebanese opinion is relatively uniform. Few overall (12%) or among the different religious groups – Shia (17%), Sunni (14%) and Christian (6%) – express a dim view of Christians.

Negative views of Christians are common in Pakistan, where 61% hold an unfavorable opinion. Indonesians are divided: many (43%) express an unfavorable opinion of Christians, while just as many (45%) voice the opposite favorable view. Overall, only one-in-five (21%) in Nigeria express a negative view of Christians. However, nearly four-in-ten (39%) Nigerian Muslims hold this opinion.

Methods in Detail

The spring 2009 Pew Global Attitudes survey included 25 nations from around the world. This report focuses on results from the nine nations listed below. Results for the surveys in these nations are based on face-to-face interviews conducted under the direction of Princeton Survey Research Associates International. All surveys are based on national samples except in Pakistan where the sample was disproportionately urban.

The table below shows the margin of sampling error based on all interviews conducted in that country. For results based on the full sample in a given country, one can say with 95% confidence that the error attributable to sampling and other random effects is plus or minus the margin of error. In addition to sampling error, one should bear in mind that question wording and practical difficulties in conducting surveys can introduce error or bias into the findings of opinion polls.

Country: **Egypt**
Sample design: Probability
Mode: Face-to-face adults 18 plus
Languages: Arabic
Fieldwork dates: May 24 – June 11, 2009
Sample size: 1,000
Margin of Error: 3%
Representative: Adult population

Country: **Indonesia**
Sample design: Probability
Mode: Face-to-face adults 18 plus
Languages: Bahasa Indonesia
Fieldwork dates: May 29 – June 5, 2009
Sample size: 1,000
Margin of Error: 3%
Representative: Adult population excluding Papua and remote areas or provinces with small populations (excludes 12% of population)

Country: **Israel**
Sample design: Probability with Arab oversample
Mode: Face-to-face adults 18 plus
Languages: Hebrew, Arabic
Fieldwork dates: May 18 – June 16, 2009
Sample size: 1,201 including an oversample of Arabs that brought the total number of Arab respondents to 527, the sample is weighted to be representative of the general population
Margin of Error: 3%
Representative: Adult population

Country: **Jordan**
Sample design: Probability
Mode: Face-to-face adults 18 plus
Languages: Arabic
Fieldwork dates: May 24 – June 11, 2009
Sample size: 1,000
Margin of Error: 3%
Representative: Adult population

Country: **Lebanon**
Sample design: Probability
Mode: Face-to-face adults 18 plus
Languages: Arabic
Fieldwork dates: May 20 – June 3, 2009
Sample size: 1,000
Margin of Error: 3%
Representative: Adult population

Country: **Nigeria**
Sample design: Probability
Mode: Face-to-face adults 18 plus
Languages: Hausa, Yoruba, Igbo, English, other local languages
Fieldwork dates: June 2-14, 2009
Sample size: 1,000
Margin of Error: 3%
Representative: Adult population

Country: **Pakistan**
Sample design: Probability
Mode: Face-to-face adults 18 plus
Languages: Urdu, Punjabi, Sindhi, Pashto, Sariki, Hindko, Balochi
Fieldwork dates: May 22 – June 9, 2009
Sample size: 1,254
Margin of Error: 3%
Representative: Disproportionately urban, excluding areas of instability particularly in the North West Frontier and Baluchistan (the sample is 55% urban, Pakistan's population is 33% urban). All four provinces of Pakistan are included in sample design. Towns and villages were under-represented. Sample covers roughly 90% of the adult population.

Country: **Palestinian territories**
Sample design: Probability
Mode: Face-to-face adults 18 plus
Languages: Arabic
Fieldwork dates: May 23 – June 11, 2009
Sample size: 1,204
Margin of Error: 3%
Representative: Adult population

Country: **Turkey**
Sample design: Probability
Mode: Face-to-face adults 18 plus
Languages: Turkish, Kurdish
Fieldwork dates: May 20 – June 15, 2009
Sample size: 1,005
Margin of Error: 3%
Representative: Adult population

Sources for urban population percentages are The World Bank Group World Development Indicators Online and Financial Times World Desk Reference.

Pew Global Attitudes Project Topline Results

Methodological notes:

- Data based on national samples except in Pakistan where the sample is disproportionately urban.
- Due to rounding, percentages may not total 100%. The topline “total” columns always show 100%, however, because they are based on unrounded numbers.
- The 2007, 2008, and 2009 Global Attitudes surveys use a different process to generate toplines than previous Global Attitudes surveys. As a result, numbers may differ slightly from previously published numbers.
- Data from 2002 in Nigeria have been reweighted since their initial publication, and the revised numbers may differ from previously published numbers.
- Previous trends from Egypt in 2002 are not shown because those results were based on disproportionately urban samples, while the 2009 samples are nationally representative in this country.
- Questions previously released in “Confidence in Obama Lifts U.S. Image Around the World,” “Pakistani Public Opinion” and “Most Mexicans See Better Life in U.S. – One-In-Three Would Migrate” include Q2-Q11f, Q11j, Q12a-Q21e, Q21h, Q21m, Q22-Q32, Q35-Q54, Q58, Q60-Q79, Q82-Q88, Q99.
- Questions held for future release: Q11i, Q21g, Q33, Q34, and Q90-Q94.

		Q11g Please tell me if you have a very favorable, somewhat favorable, somewhat unfavorable or very unfavorable opinion of: g. Jews					Total
		Very favorable	Somewhat favorable	Somewhat unfavorable	Very unfavorable	DK/Refused	
Turkey	Spring, 2009 --	1	5	10	63	22	100
	Spring, 2008	2	5	8	68	17	100
	Spring, 2006	1	14	15	50	20	100
	May, 2005	4	14	16	44	23	100
	March, 2004	6	21	17	32	23	100
Egypt	Spring, 2009 --	0	2	2	93	3	100
	Spring, 2008	0	3	3	92	3	100
	Spring, 2006	0	2	15	82	0	100
Jordan	Spring, 2009 --	1	2	2	95	1	100
	Spring, 2008	1	2	2	94	2	100
	Spring, 2006	0	1	2	96	1	100
	May, 2005	0	0	1	99	0	100
Lebanon	Spring, 2009 --	1	1	6	92	0	100
	Spring, 2008	0	2	8	89	1	100
	May, 2005	0	0	1	99	1	100
Palestinian territories	Spring, 2009 --	1	2	3	94	1	100
Israel	Spring, 2009 --	51	37	8	3	2	100
Indonesia	Spring, 2009 --	2	8	38	36	16	100
	Spring, 2008	2	8	30	36	23	100
	Spring, 2006	3	14	34	39	11	100
	May, 2005	2	11	40	36	12	100
Pakistan	Spring, 2009 --	1	4	11	67	17	100
	Spring, 2008	1	3	11	65	21	100
	Spring, 2006	1	5	9	62	23	100
	May, 2005	0	5	10	64	21	100
	March, 2004	1	2	7	73	18	100
Nigeria	Spring, 2009 --	17	27	23	21	12	100
	Spring, 2008	11	23	21	22	23	100
	Spring, 2006	9	19	25	27	20	100

		Q11h Please tell me if you have a very favorable, somewhat favorable, somewhat unfavorable or very unfavorable opinion of: h. Christians					Total
		Very favorable	Somewhat favorable	Somewhat unfavorable	Very unfavorable	DK/Refused	
Turkey	Spring, 2009 --	1	9	13	55	23	100
	Spring, 2008	2	8	12	62	16	100
	Spring, 2006	2	14	15	54	15	100
	May, 2005	5	16	17	46	17	100
	March, 2004	6	24	19	33	18	100
Egypt	Spring, 2009 --	12	39	23	26	1	100
	Spring, 2008	9	43	28	18	3	100
	Spring, 2006	6	42	40	11	1	100
Jordan	Spring, 2009 --	11	44	19	25	2	100
	Spring, 2008	17	56	17	8	3	100
	Spring, 2006	11	50	28	11	1	100
	May, 2005	10	48	29	12	1	100
Lebanon	Spring, 2009 --	41	47	8	4	0	100
	Spring, 2008	41	44	12	2	0	100
	May, 2005	63	28	5	2	2	100
Palestinian territories	Spring, 2009 --	9	46	20	23	2	100
Israel	Spring, 2009 --	9	43	30	14	2	100
Indonesia	Spring, 2009 --	8	37	34	9	12	100
	Spring, 2008	10	41	30	11	9	100
	Spring, 2006	20	44	25	7	4	100
	May, 2005	17	41	28	9	4	100
Pakistan	Spring, 2009 --	4	21	22	39	14	100
	Spring, 2008	4	20	17	43	16	100
	Spring, 2006	4	23	15	39	19	100
	May, 2005	2	20	17	41	20	100
	March, 2004	4	20	17	45	14	100
Nigeria	Spring, 2009 --	48	28	14	7	3	100
	Spring, 2008	51	27	8	9	5	100
	Spring, 2006	45	34	13	7	1	100

		Q11k Please tell me if you have a very favorable, somewhat favorable, somewhat unfavorable or very unfavorable opinion of: k. Hamas					Total
		Very favorable	Somewhat favorable	Somewhat unfavorable	Very unfavorable	DK/Refused	
Turkey	Spring, 2009 --	1	4	9	60	26	100
	Spring, 2008	2	4	7	58	29	100
	Spring, 2007	2	12	8	46	31	100
Egypt	Spring, 2009 --	26	26	24	20	4	100
	Spring, 2008	18	24	30	20	7	100
	Spring, 2007	20	29	31	18	2	100
Jordan	Spring, 2009 --	26	30	21	15	8	100
	Spring, 2008	22	33	21	16	8	100
	Spring, 2007	24	38	25	11	2	100
Lebanon	Spring, 2009 --	15	15	19	49	2	100
	Spring, 2008	12	13	22	50	4	100
	Spring, 2007	6	19	26	41	8	100
Palestinian territories	Spring, 2009 --	14	30	20	32	3	100
	Spring, 2007	27	35	12	21	4	100
Israel	Spring, 2009 --	1	3	18	76	3	100
Indonesia	Spring, 2009 --	4	27	21	7	40	100
	Spring, 2008	2	21	19	7	51	100
	Spring, 2007	4	38	16	3	38	100
Pakistan	Spring, 2009 --	3	11	12	12	62	100
	Spring, 2008	7	11	7	9	66	100
	Spring, 2007	21	22	6	8	43	100
Nigeria	Spring, 2009 --	15	19	20	18	28	100
	Spring, 2008	16	16	13	17	38	100
	Spring, 2007	12	20	17	25	26	100

		Q11I Please tell me if you have a very favorable, somewhat favorable, somewhat unfavorable or very unfavorable opinion of: I. Hezbollah					Total
		Very favorable	Somewhat favorable	Somewhat unfavorable	Very unfavorable	DK/Refused	
Turkey	Spring, 2009 --	1	2	8	65	24	100
	Spring, 2008	1	2	5	71	21	100
	Spring, 2007	2	7	8	58	25	100
Egypt	Spring, 2009 --	20	23	27	30	1	100
	Spring, 2008	23	31	29	12	6	100
	Spring, 2007	20	36	32	9	3	100
Jordan	Spring, 2009 --	22	29	28	17	5	100
	Spring, 2008	23	28	30	15	5	100
	Spring, 2007	21	33	32	12	2	100
Lebanon	Spring, 2009 --	28	7	8	56	1	100
	Spring, 2008	24	9	8	57	2	100
	Spring, 2007	25	10	9	55	1	100
Palestinian territories	Spring, 2009 --	23	38	12	24	3	100
	Spring, 2007	41	35	11	9	4	100
Israel	Spring, 2009 --	1	3	16	76	4	100
Indonesia	Spring, 2009 --	4	23	21	9	43	100
	Spring, 2008	3	26	15	6	50	100
	Spring, 2007	5	38	16	4	37	100
Pakistan	Spring, 2009 --	4	13	11	12	60	100
	Spring, 2008	12	12	7	9	60	100
	Spring, 2007	25	21	6	7	42	100
Nigeria	Spring, 2009 --	16	19	18	18	29	100
	Spring, 2008	15	14	13	17	41	100
	Spring, 2007	16	18	17	22	26	100

		Q21e For each, tell me how much confidence you have in each leader to do the right thing regarding world affairs – a lot of confidence, some confidence, not too much confidence, or no confidence at all: e. Osama bin Laden					Total
		A lot of confidence	Some confidence	Not too much confidence	No confidence at all	DK/Refused	
Turkey	Spring, 2009 --	1	2	9	68	22	100
	Spring, 2008	1	2	3	77	18	100
	Spring, 2007	1	4	8	66	21	100
	Spring, 2006	1	3	4	75	17	100
	May, 2005	2	3	6	73	14	100
	May, 2003	7	8	7	67	11	100
Egypt	Spring, 2009 --	4	19	31	37	9	100
	Spring, 2008	2	16	31	38	13	100
	Spring, 2007	1	17	27	41	15	100
	Spring, 2006	4	22	42	29	3	100
Jordan	Spring, 2009 --	8	20	32	29	12	100
	Spring, 2008	3	16	33	41	8	100
	Spring, 2007	2	18	30	40	10	100
	Spring, 2006	0	24	45	30	2	100
	May, 2005	25	35	20	18	2	100
	May, 2003	38	17	26	18	1	100
Lebanon	Spring, 2009 --	1	1	9	89	1	100
	Spring, 2008	0	1	11	87	1	100
	Spring, 2007	0	1	11	84	3	100
	May, 2005	0	2	9	78	11	100
	May, 2003	4	10	18	64	4	100
Palestinian territories	Spring, 2009 --	17	34	18	29	2	100
	Spring, 2007	26	31	12	23	8	100
	May, 2003	39	31	9	15	6	100
Israel	Spring, 2009 --	1	2	23	72	2	100
	Spring, 2007	2	3	8	82	4	100
	May, 2003	4	3	3	86	4	100
Indonesia	Spring, 2009 --	3	21	32	21	23	100
	Spring, 2008	4	32	23	17	24	100
	Spring, 2007	3	35	27	13	21	100
	Spring, 2006	4	29	33	19	14	100
	May, 2005	8	27	27	10	27	100
	May, 2003	19	38	26	10	7	100
Pakistan	Spring, 2009 --	4	14	13	34	35	100
	Spring, 2008	15	19	9	19	38	100
	Spring, 2007	19	19	10	20	32	100
	Spring, 2006	17	21	10	20	32	100
	May, 2005	29	22	11	12	27	100
	May, 2003	24	21	7	19	28	100
Nigeria	Spring, 2009 --	17	15	16	44	8	100
	Spring, 2008	21	12	13	40	14	100
	Spring, 2007	17	14	12	44	13	100
	Spring, 2006	17	16	10	48	8	100
	May, 2003	19	9	12	50	10	100

		Q21f For each, tell me how much confidence you have in each leader to do the right thing regarding world affairs – a lot of confidence, some confidence, not too much confidence, or no confidence at all: f. Iranian President Mahmoud Ahmadinejad					Total
		A lot of confidence	Some confidence	Not too much confidence	No confidence at all	DK/Refused	
Turkey	Spring, 2009 --	4	13	9	50	24	100
	Spring, 2008	7	14	8	52	20	100
	Spring, 2007	5	16	14	42	24	100
	Spring, 2006	6	19	8	41	26	100
Egypt	Spring, 2009 --	4	22	34	40	1	100
	Spring, 2008	4	17	36	38	7	100
	Spring, 2007	1	19	37	35	8	100
	Spring, 2006	5	21	42	25	7	100
Jordan	Spring, 2009 --	8	24	32	36	0	100
	Spring, 2008	4	20	37	34	4	100
	Spring, 2007	1	17	42	36	4	100
	Spring, 2006	4	18	43	27	9	100
Lebanon	Spring, 2009 --	22	10	7	61	0	100
	Spring, 2008	17	15	5	62	2	100
	Spring, 2007	16	14	10	59	2	100
Palestinian territories	Spring, 2009 --	15	30	18	33	4	100
	Spring, 2007	11	36	14	26	14	100
Israel	Spring, 2009 --	1	2	17	77	3	100
	Spring, 2007	3	4	8	80	6	100
Indonesia	Spring, 2009 --	5	38	20	5	32	100
	Spring, 2008	4	32	19	5	40	100
	Spring, 2007	6	45	19	5	26	100
	Spring, 2006	9	39	19	4	29	100
Pakistan	Spring, 2009 --	16	21	5	12	46	100
	Spring, 2008	24	19	4	10	43	100
	Spring, 2007	21	20	7	14	37	100
	Spring, 2006	15	17	8	17	43	100
Nigeria	Spring, 2009 --	17	22	24	21	17	100
	Spring, 2008	21	17	16	24	22	100
	Spring, 2007	18	19	14	28	21	100
	Spring, 2006	13	27	16	21	23	100

		Q21i For each, tell me how much confidence you have in each leader to do the right thing regarding world affairs – a lot of confidence, some confidence, not too much confidence, or no confidence at all: i. Afghan President Hamid Karzai					Total
		A lot of confidence	Some confidence	Not too much confidence	No confidence at all	DK/Refused	
Turkey	Spring, 2009 --	1	6	10	54	29	100
	Spring, 2007	2	13	8	38	39	100
Egypt	Spring, 2009 --	1	16	33	47	3	100
	Spring, 2007	2	28	34	17	19	100
Jordan	Spring, 2009 --	3	15	30	45	9	100
	Spring, 2007	1	29	35	19	16	100
Lebanon	Spring, 2009 --	0	7	36	33	24	100
	Spring, 2007	4	19	22	35	19	100
Palestinian territories	Spring, 2009 --	2	14	20	53	11	100
	Spring, 2007	2	9	13	52	23	100
Israel	Spring, 2009 --	0	2	26	64	8	100
Indonesia	Spring, 2009 --	2	25	18	5	49	100
	Spring, 2007	2	40	16	4	37	100
Pakistan	Spring, 2009 --	1	9	11	27	52	100
	Spring, 2007	8	15	9	26	42	100
Nigeria	Spring, 2009 --	14	22	23	20	21	100
	Spring, 2007	15	18	15	25	27	100

		Q21j For each, tell me how much confidence you have in each leader to do the right thing regarding world affairs – a lot of confidence, some confidence, not too much confidence, or no confidence at all: j. Hezbollah leader Sheik Hassan Nasrallah					Total
		A lot of confidence	Some confidence	Not too much confidence	No confidence at all	DK/Refused	
Turkey	Spring, 2009 --	0	3	9	63	26	100
	Spring, 2007	1	6	9	54	30	100
Egypt	Spring, 2009 --	4	30	21	44	0	100
	Spring, 2007	17	33	27	21	3	100
Jordan	Spring, 2009 --	25	31	11	33	0	100
	Spring, 2007	17	37	24	20	3	100
Lebanon	Spring, 2009 --	29	8	9	53	1	100
	Spring, 2007	27	5	11	55	2	100
Palestinian territories	Spring, 2009 --	31	34	13	21	1	100
	Spring, 2007	48	31	7	11	3	100
Israel	Spring, 2009 --	2	2	16	77	4	100
Indonesia	Spring, 2009 --	2	24	17	8	48	100
	Spring, 2007	3	36	16	5	39	100
Pakistan	Spring, 2009 --	5	10	6	16	63	100
	Spring, 2007	14	20	7	12	48	100
Nigeria	Spring, 2009 --	16	19	17	19	28	100
	Spring, 2007	15	21	12	27	25	100

		Q21k For each, tell me how much confidence you have in each leader to do the right thing regarding world affairs – a lot of confidence, some confidence, not too much confidence, or no confidence at all: k. Israeli Prime Minister Benjamin Netanyahu					Total
		A lot of confidence	Some confidence	Not too much confidence	No confidence at all	DK/Refused	
Turkey	Spring, 2009 --	0	1	8	68	22	100
Egypt	Spring, 2009 --	2	6	9	84	0	100
Jordan	Spring, 2009 --	1	3	4	91	0	100
Lebanon	Spring, 2009 --	1	0	3	95	1	100
Palestinian territories	Spring, 2009 --	0	2	3	94	1	100
Israel	Spring, 2009 --	16	39	24	20	1	100
Indonesia	Spring, 2009 --	1	13	22	31	33	100
Pakistan	Spring, 2009 --	0	1	3	37	59	100
Nigeria	Spring, 2009 --	14	25	20	21	19	100

		Q21l For each, tell me how much confidence you have in each leader to do the right thing regarding world affairs – a lot of confidence, some confidence, not too much confidence, or no confidence at all: l. Palestinian President Mahmoud Abbas					Total
		A lot of confidence	Some confidence	Not too much confidence	No confidence at all	DK/Refused	
Turkey	Spring, 2009 --	2	11	10	51	27	100
	Spring, 2007	4	14	12	36	35	100
Egypt	Spring, 2009 --	11	22	27	41	0	100
	Spring, 2007	31	36	23	7	3	100
Jordan	Spring, 2009 --	15	18	30	36	1	100
	Spring, 2007	19	34	32	12	2	100
Lebanon	Spring, 2009 --	5	22	36	34	4	100
	Spring, 2007	2	25	25	38	10	100
Palestinian territories	Spring, 2009 --	19	33	16	31	1	100
	Spring, 2007	22	34	17	25	3	100
Israel	Spring, 2009 --	1	3	32	62	2	100
	Spring, 2007	2	7	19	67	5	100
Indonesia	Spring, 2009 --	4	35	18	3	39	100
	Spring, 2007	4	49	12	5	30	100
Pakistan	Spring, 2009 --	8	16	7	11	59	100
	Spring, 2007	15	21	7	11	45	100
Nigeria	Spring, 2009 --	15	25	23	16	22	100
	Spring, 2007	16	19	14	29	23	100

		Q21m For each, tell me how much confidence you have in each leader to do the right thing regarding world affairs – a lot of confidence, some confidence, not too much confidence, or no confidence at all: m. Saudi King Abdullah ¹					
		A lot of confidence	Some confidence	Not too much confidence	No confidence at all	DK/Refused	Total
Turkey	Spring, 2009 --	1	7	9	56	28	100
	Spring, 2007	4	13	10	38	35	100
	May, 2003	4	17	11	44	24	100
Egypt	Spring, 2009 --	40	43	9	8	0	100
	Spring, 2007	43	45	5	5	2	100
Jordan	Spring, 2009 --	60	32	6	3	0	100
	Spring, 2007	32	49	9	9	2	100
	May, 2003	10	32	36	21	2	100
Lebanon	Spring, 2009 --	24	31	14	30	1	100
	Spring, 2007	37	42	11	9	1	100
	May, 2003	8	27	29	30	6	100
Palestinian territories	Spring, 2009 --	7	31	21	40	2	100
	Spring, 2007	13	39	12	31	5	100
	May, 2003	3	20	30	45	3	100
Israel	Spring, 2009 --	3	8	25	60	4	100
	Spring, 2007	2	10	25	55	8	100
	May, 2003	6	22	15	43	13	100
Indonesia	Spring, 2009 --	13	48	13	2	23	100
	May, 2003	15	50	21	3	11	100
Pakistan	Spring, 2009 --	41	23	3	4	29	100
	Spring, 2007	52	18	3	5	23	100
	May, 2003	26	34	7	9	24	100
Nigeria	Spring, 2009 --	33	22	14	11	20	100
	May, 2003	18	21	24	24	13	100

1. Asked about Saudi Crown Prince and Prime Minister Abdullah in May 2003.

		Q55 Which one of the following statements comes closest to your opinion about educating children?				Total
		It is more important for boys than for girls	It is more important for girls than for boys	It is equally important for boys and girls	DK/Refused	
Turkey	Spring, 2009 --	3	6	89	2	100
	Spring, 2007	4	9	86	1	100
Egypt	Spring, 2009 --	16	12	71	2	100
	Spring, 2007	22	4	73	0	100
Jordan	Spring, 2009 --	19	15	65	1	100
	Spring, 2007	19	7	73	1	100
Lebanon	Spring, 2009 --	1	2	96	1	100
	Spring, 2007	4	3	92	0	100
Palestinian territories	Spring, 2009 --	7	8	85	0	100
	Spring, 2007	13	11	74	2	100
Israel	Spring, 2009 --	2	3	93	2	100
	Spring, 2007	6	8	84	2	100
Indonesia	Spring, 2009 --	4	2	93	1	100
	Spring, 2007	6	2	92	0	100
Pakistan	Spring, 2009 --	6	3	87	4	100
	Spring, 2007	17	7	74	2	100
Nigeria	Spring, 2009 --	19	3	78	1	100
	Spring, 2007	14	2	84	0	100

		Q56 ASK MUSLIMS ONLY: Do you think there is a struggle in our country between groups who want to modernize the country and Islamic fundamentalists or don't you think so?			Total	N
		Yes, there is a struggle	No, there is not a struggle	DK/Refused		
Turkey	Spring, 2009 --	54	23	23	100	988
	Spring, 2008	68	15	18	100	984
	Spring, 2007	52	22	26	100	943
	Spring, 2006	58	23	19	100	1001
Egypt	Spring, 2009 --	22	72	6	100	937
	Spring, 2008	33	64	3	100	937
	Spring, 2007	33	59	8	100	942
	Spring, 2006	29	60	11	100	936
Jordan	Spring, 2009 --	14	79	7	100	963
	Spring, 2008	21	70	9	100	968
	Spring, 2007	17	78	5	100	965
	Spring, 2006	25	69	6	100	972
Lebanon	Spring, 2009 --	55	44	1	100	570
	Spring, 2008	58	40	2	100	619
	Spring, 2007	58	40	2	100	624
Palestinian territories	Spring, 2009 --	53	40	7	100	1181
	Spring, 2007	45	39	17	100	796
Indonesia	Spring, 2009 --	41	40	19	100	926
	Spring, 2008	48	26	26	100	919
	Spring, 2007	39	43	18	100	928
	Spring, 2006	51	40	9	100	909
Pakistan	Spring, 2009 --	40	22	38	100	1197
	Spring, 2008	46	20	34	100	1198
	Spring, 2007	37	25	38	100	1930
	Spring, 2006	37	14	49	100	1233
Nigeria	Spring, 2009 --	37	51	12	100	537
	Spring, 2008	38	46	16	100	423
	Spring, 2007	36	49	15	100	613

		Q57 ASK IF THERE IS A STRUGGLE IN Q56: Which side do you identify with more in this struggle, the groups who want to modernize the country or Islamic fundamentalists?				
		Groups who want to modernize	Islamic fundamentalists	DK/Refused	Total	N
Turkey	Spring, 2009 --	65	16	19	100	536
	Spring, 2008	60	20	21	100	651
	Spring, 2007	58	22	21	100	490
	Spring, 2006	66	16	18	100	581
Egypt	Spring, 2009 --	42	58	0	100	207
	Spring, 2008	53	39	8	100	307
	Spring, 2007	49	32	20	100	311
	Spring, 2006	70	27	3	100	271
Jordan	Spring, 2009 --	52	47	1	100	133
	Spring, 2008	32	65	3	100	203
	Spring, 2007	26	48	26	100	163
	Spring, 2006	63	25	12	100	245
Lebanon	Spring, 2009 --	81	18	1	100	319
	Spring, 2008	83	8	9	100	361
	Spring, 2007	86	9	5	100	371
Palestinian territories	Spring, 2009 --	57	27	16	100	642
	Spring, 2007	34	38	28	100	378
Indonesia	Spring, 2009 --	50	40	10	100	384
	Spring, 2008	55	34	12	100	441
	Spring, 2007	68	27	6	100	353
	Spring, 2006	59	28	13	100	457
Pakistan	Spring, 2009 --	73	16	11	100	481
	Spring, 2008	51	44	5	100	542
	Spring, 2007	51	41	8	100	696
	Spring, 2006	61	34	6	100	508
Nigeria	Spring, 2009 --	64	33	3	100	200
	Spring, 2008	52	46	2	100	161
	Spring, 2007	34	62	4	100	221

		Q59 ASK MUSLIMS ONLY: Do you think tensions between Sunnis and Shias are limited to Iraq, or is it a growing problem in the Muslim world more generally?			Total	N
		Limited to Iraq	More general problem	DK/Refused		
Turkey	Spring, 2009 --	17	52	30	100	988
	Spring, 2008	25	44	31	100	984
	Spring, 2007	23	42	35	100	943
Egypt	Spring, 2009 --	39	59	2	100	937
	Spring, 2008	30	62	8	100	937
	Spring, 2007	30	58	12	100	942
Jordan	Spring, 2009 --	41	55	4	100	963
	Spring, 2008	37	59	4	100	968
	Spring, 2007	36	60	4	100	965
Lebanon	Spring, 2009 --	5	95	0	100	570
	Spring, 2008	4	93	4	100	619
	Spring, 2007	11	88	1	100	624
Palestinian territories	Spring, 2009 --	25	73	2	100	1181
	Spring, 2007	33	58	9	100	796
Israel	Spring, 2009 --	38	42	20	100	414
Indonesia	Spring, 2009 --	47	25	28	100	926
	Spring, 2008	43	22	36	100	919
	Spring, 2007	52	23	25	100	928
Pakistan	Spring, 2009 --	11	69	20	100	1197
	Spring, 2008	9	69	21	100	1198
	Spring, 2007	11	67	22	100	1930
Nigeria	Spring, 2009 --	35	54	11	100	537
	Spring, 2008	37	38	25	100	423
	Spring, 2007	33	46	21	100	613